







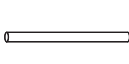








TRAMONTINA

VARAL VERTICAL - INSTRUÇÕES DE MONTAGEM

DRYING RACK WITH WINGS - ASSEMBLY INSTRUCTION

TENDEDERO VERTICAL - INSTRUCCIONES DE MONTAJE

	A	GANCHO PARA ROUPA DE ABS ABS CLOTH HOOK GANCHO PARA ROPA DE ABS	02
	B	ENGATE SUPERIOR DE ABS TOP ABS CONNECTION ENGANCHE SUPERIOR DE ABS	02
	C	ENGATE DO MEIO DE ABS MIDDLE ABS CONNECTION ENGANCHE DEL MEDIO DE ABS	02
	D	ENGATE DO MEIO EM ABS MIDDLE ABS CONNECTION ENGANCHE DEL MEDIO DE ABS	04
	E	ARAMADO WIRE NET REJILLA	12
	F	BASE E RODÍZIOS DE ABS ABS BASE AND WHEELS BASE DE RUEDAS DE ABS	2
	G	BASE E RODÍZIOS DE PP PP BASE AND WHEELS BASE DE RUEDAS DE PP	8
	H	TUBO PARA O ARAMADO - Ø12,7 X 71,4 mm WIRE NET TUBE TUBO PARA REJILLA	18
	I	TUBO DE SUPORTE - Ø19 X 52 mm SUPPORT TUBE TUBO DE SOPORTE	12
	J	TUBO DE ENCAIXE DA BASE - Ø19 X 66,4 mm BASE CONNECTION TUBE TUBO DE ENCAJE DE LA BASE	2
	K	TUBO DA PARTE DO MEIO - Ø12,7 X 68 mm MIDDLE PART TUBE TUBO DE LA PARTE DEL MEDIO	6
	L	PARAFUSO Q235 Q235 SCREW TORNILLO Q 235	12
	M	PARAFUSO Q235 Q235 SCREW TORNILLO Q 235	4
	N	PORCA Q235 Q235 NUT TUERCA Q 235	16
	O	PARAFUSO Q235 E PP PP AND Q235 SCREW TORNILLO Q 235 Y PP	4

