PASS THROUGH BOXES

INSTALLATION
IP65

INSTALLATION
IP54



Pass through boxes for commercial and industrial installations (walls and ceilings) are normally used in the overlay system, securing the cover with the smooth side outwards.

Pass through boxes for residential and commercial applications (floors and sidewalks) are usually used in embedded form, securing the cover with the non-slip side outward.

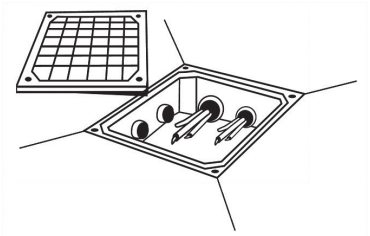

DIMENSIONS (mm)		
A	B	C
100	100	60
150	150	100
200	200	100
300	300	120
400	200	200

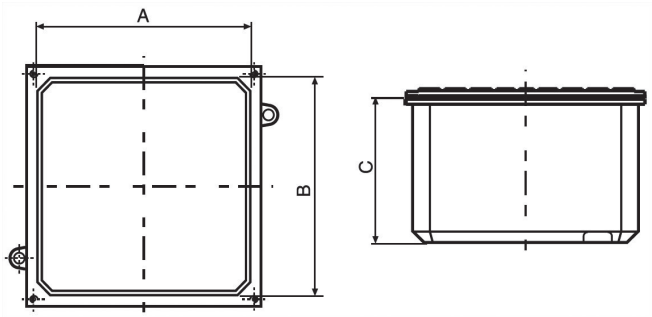

TECHNICAL DESCRIPTIONS

Raw material	Cast aluminum alloy.
Manufacturing Process	Gravity (CP-40x20) / Pressurized injection molding (other models).
Finish	Unpainted.
Models	*Pass through boxes [models without holes (closed)]:* • CP-10x10, CP-15x15, CP-20x20, CP-30x30 and CP-40x20. *Pass through boxes [models with holes (threaded holes)]:* • CP-10x10 with ½", ¾" or 1" BSP thread (1 hole on each side). CP-15x15 with 1 ½" BSP thread (1 hole on each side).
Safety	Grounding point available inside the box.
Ingress Protection Rating (IP) - ABNT NBR IEC 60529 (IK) - ABNT NBR IEC 62262	IP65* (closed) / IP54* (with threaded holes) | IK08 (all models). * The stated ingress protection rating (IP) is guaranteed as long as the installer uses accessories with a protection rating equal to or higher than that of the box.
Maximum weight allowed on the cover surface	500kgf* (all models). * Considering a compressive force (weight) applied to the center of the cover, on an area of 315mm² (Ø20mm).
Screws	UNC No. 10 - 24FPP x 17mm (cover) – White zinc-plated finish. M5 x 9 mm (ground) – White zinc-plated finish. *All screws have corrosion protection and are submitted to salt spray testing for 72 hours according to ASTM B117.
General Information	Ideal for mounting electrical equipment in general and/or other connections in wet environments and with non-flammable gas emanation. It has a reversible cover (smooth side and non-slip side). Screws and sealing gasket for the cover are included. When threaded holes are available on the sides, it also comes with threaded sealing gaskets for closing unused openings. It features a pre-fitting for chassis attachment (not included). The connections in the box can be made directly with threaded conduits, with cable glands or even with aluminum connector fittings. To maintain the ingress protection rating of the box, we suggest using cable glands for IP65 installation or aluminum connector fittings along with the Tramontina sealing kit for IP54 installation (sold separately).

IMPACT TABLE (IK) - ABNT NBR IEC 62262

IK	IMPACT ENERGY	ASSAY
00	No protection.	---
01	Protected against 0,15 joules of impact.	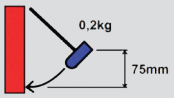
02	Protected against 0,20 joules of impact.	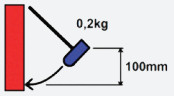
03	Protected against 0,35 joules of impact.	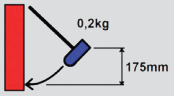
04	Protected against 0,50 joules of impact.	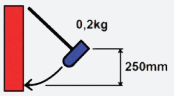
05	Protected against 0,70 joules of impact.	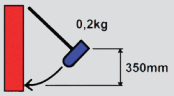
06	Protected against 1 joule of impact.	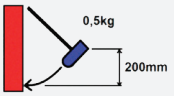
07	Protected against 2 joules of impact.	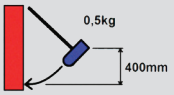
08	Protected against 5 joules of impact.	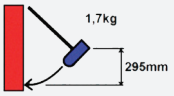
09	Protected against 10 joules of impact.	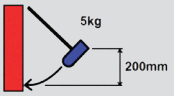
10	Protected against 20 joules of impact.	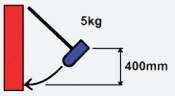

INGRESS PROTECTION RATING TABLE (IP) - BASED ON NBR IEC 60529

1ST DIGIT PROTECTION AGAINST SOLIDS		2ND DIGIT - PROTECTION AGAINST LIQUID PENETRATION									
		0	1	2	3	4	5	6	7	8	9
		Not protected	Protected against vertically falling drops of water [condensation]	Protected against direct sprays of water up to 15 degrees from the vertical	Protected against water sprayed from a 60 degree angle.	Protected against water splashed from any direction.	Protected against jets of water.	Protected against strong jets of water.	Protected against temporary immersion [between 15 cm and 1 meter]	Protected against submersion [long term immersion up to a specified pressure]	Protected against jets of high-temperature water (80º C)
Not protected	0	IP 00	IP 01	IP 02							
Protected against solid objects over 50 mm	1	IP 10	IP 11	IP 12	IP 13						
Protected against solid objects over 12 mm	2	IP 20	IP 21	IP 22	IP 23						
Protected against solid objects over 2,5 mm	3	IP 30	IP 31	IP 32	IP 33	IP 34					
Protected against solid objects over 1 mm	4	IP 40	IP 41	IP 42	IP 43	IP 44	IP 45	IP 46			
Protection against dust and contact with internal parts of the enclosure	5					IP 54	IP 55	IP 56			
Totally protected against dust ingress	6						IP 65	IP 66	IP 67	IP 68	IP 69